



# Lump Sum National Scheme

## FINANCIAL STATEMENTS

For the year ended 31 March 2017

# Deloitte.

This audit report, dated 22 June 2017, relates to the financial statements of the Lump Sum National Scheme for the year ended 31 March 2017 included on this website. The Board is responsible for the maintenance and integrity of this website. We have not been engaged to report on the integrity of this website. We accept no responsibility for any changes that may have occurred to the financial statements since they were initially presented on this website. The audit report refers only to the financial statements named above. It does not provide an opinion on any other information which may have been hyperlinked to/from these financial statements. If readers of this report are concerned with the inherent risks arising from electronic data communication they should refer to the published hard copy of the audited financial statements and related audit report dated 22 June 2017 to confirm the information included in the audited financial statements presented on this website. Legislation in New Zealand governing the preparation and dissemination of financial statements and summary financial statements may differ from legislation in other jurisdictions.



NATIONAL  
PROVIDENT

# Lump Sum National Scheme

On behalf of the Board of Trustees of the National Provident Fund, set out below is a report on the performance and activities of your Scheme for the year ended 31 March 2017. Further information on National Provident Fund's activities, and commentary on investment markets, is set out in the Review.

## YOUR SCHEME

### CROWN GUARANTEE

The Lump Sum National Scheme is a defined contribution scheme. The benefits payable by your Scheme are guaranteed by the Crown.

### LOCKED-IN SECTION

The Locked-in section of the Scheme was created on 1 July 2007 as an alternative to KiwiSaver schemes. The Locked-in section has many of the benefits of KiwiSaver schemes, and also has the Crown guarantee and the 4% minimum earnings rate. These two features are hallmarks of the NPF schemes and are not available with KiwiSaver schemes. Further details are available on our website - [www.npf.co.nz](http://www.npf.co.nz).

### INVESTMENT PERFORMANCE

The asset class returns (before tax and operating expenses) and comparative performance of the benchmark indices are shown in the table below.

	Return	Index
Fixed interest	6.9%	2.6%
New Zealand shares	9.1%	7.9%
Overseas shares	15.4%	17.6%

The investment return (after tax and operating expenses) earned by the Scheme for the year ended 31 March 2017 was 7.10%.

See the comparison over the page for the key statistics of your Scheme over the last 10 years. For an overview of the financial performance of the Scheme, refer to the tables on the following pages.

## ANNUAL REPORT FOR THE YEAR ENDED 31 MARCH 2017

### SUMMARY FINANCIAL STATEMENTS

The summary financial statements included in this Annual Report have been extracted from the full financial statements for the year ended 31 March 2017.

The summary financial statements cannot be expected to provide as complete an understanding as the full financial statements.

Members are welcome to contact the Scheme administrator, Datacom (see details on back page), for a free copy of the Scheme's full financial statements.



NATIONAL  
PROVIDENT



# Lump Sum National Scheme

## EARNINGS RATE

The earnings rate declared by the Board for the Scheme for the year ended 31 March 2017 was 6.21% on contributors' total credits as at 1 April 2016, and 2.48% on contributions paid during the year. In line with the Board's crediting and reserving policy, the difference between the investment return of 7.10% and the earnings rate of 6.21% has been credited to the reserves of the Scheme. The reserves are now 7.1% of contributors' total credits (2016: 6.2%).

The objective of the Board's crediting and reserving policy is to build the reserves back up to 10% of contributors' total credits. An equitable share of any positive reserves is added to a contributor's total credit on retirement, withdrawal through redundancy or permanent incapacity, or on death before the contributor has commenced receiving a benefit.

## WHO INVESTS YOUR MONEY

### Fixed interest

Ashmore Investment Management Limited (*emerging markets*)

Brandywine Global Investment Management, LLC

Pacific Investment Management Company LLC (PIMCO)

Wellington Management Australia Pty, Ltd

### New Zealand shares

ANZ Investments Limited (*terminated November 2016*)

Harbour Asset Management Limited (*appointed November 2016*)

### Overseas shares

AQR Capital Management, LLC (*global tactical asset allocation mandate terminated 30 June 2016 and replaced with investment in AQR's Style Premia Fund effective 1 July 2016*)

Arrowstreet Capital, Limited Partnership

Lazard Asset Management, LLC

Marathon Asset Management, LLP

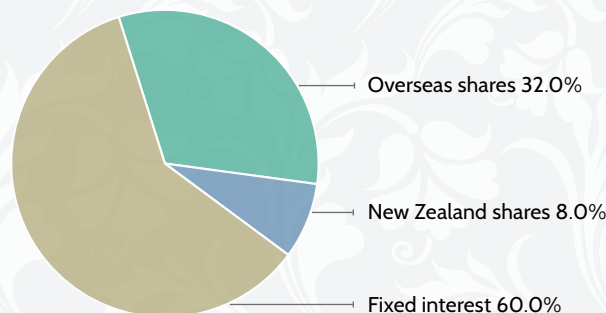
### Foreign exchange hedging

ANZ Bank New Zealand Limited

Bank of New Zealand Limited

## HOW YOUR MONEY IS INVESTED

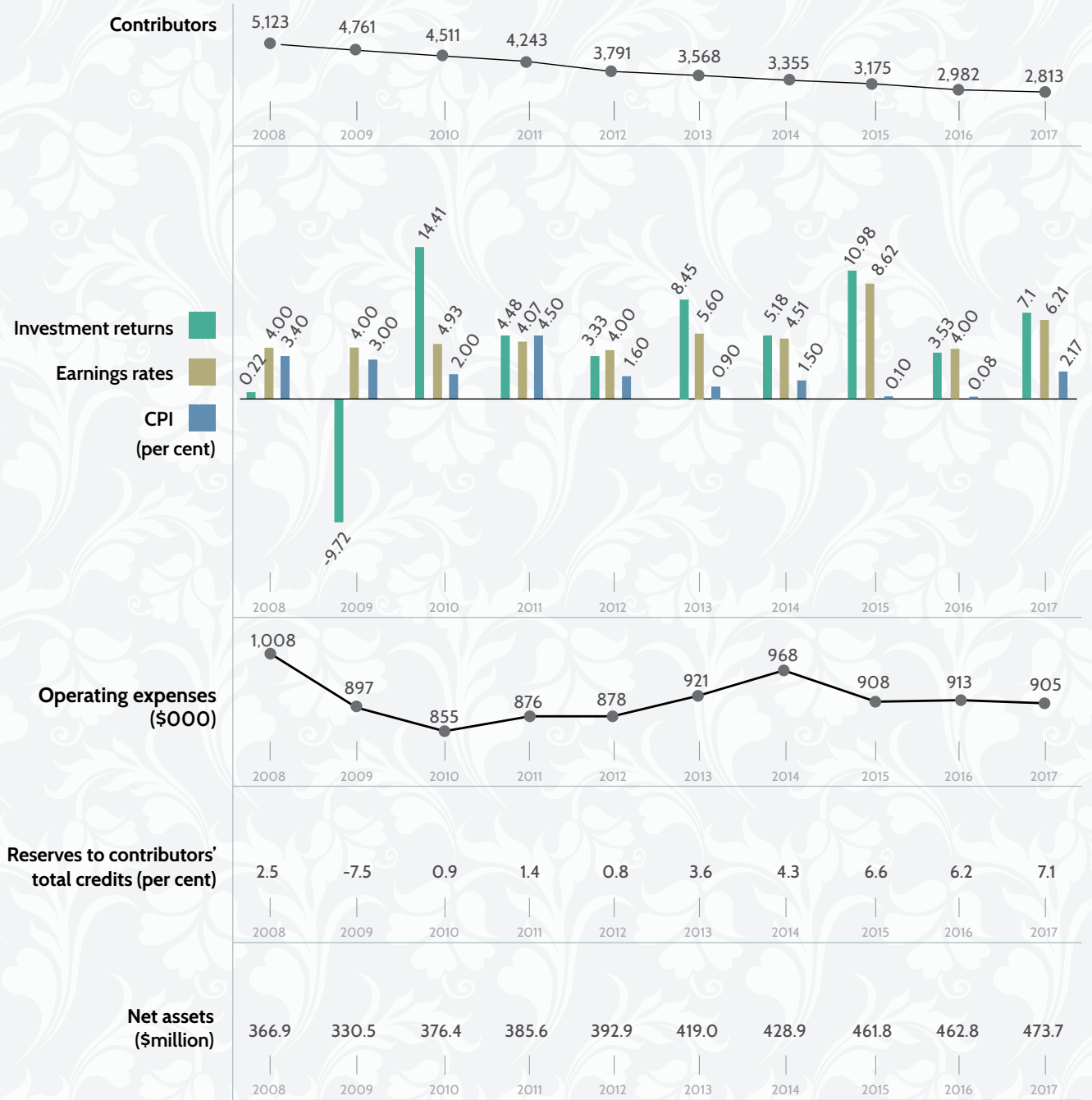
The Scheme's asset allocation strategy is set by the Board and reviewed regularly. The pie charts show the Scheme's current asset allocation strategy. This strategy came into effect on 1 May 2014.



See our website, [www.npf.co.nz](http://www.npf.co.nz), and the Scheme trust deed for more information about your Scheme.

# Lump Sum National Scheme

## 10 YEAR COMPARISON



**Lump Sum National Scheme (the Scheme)**  
**Statement of Changes in Net Assets**  
**for the year ended 31 March 2017**

	Note	2017 (\$000)	2016 (\$000)
<b>Investment income</b>			
Income from unit funds	4	32,720	16,630
Interest received		83	99
<b>Total investment income</b>		<b>32,803</b>	<b>16,729</b>
<b>Operating expenses</b>			
Actuarial fees		6	10
Audit fees		32	33
Bank fees		3	4
Board member expenses	5	26	22
Management expenses	5	835	844
Stationery and Printing		3	-
<b>Total operating expenses</b>		<b>905</b>	<b>913</b>
<b>Net income before tax and membership activities</b>		<b>31,898</b>	<b>15,816</b>
<b>Income tax credit</b>	6	<b>230</b>	<b>228</b>
<b>Net income after tax and before membership activities</b>		<b>32,128</b>	<b>16,044</b>
<b>Scheme receipts</b>	1		
Contributor contributions non locked-in section		8,425	7,580
Employer contributions non locked-in section		3,790	4,149
Contributor contributions locked-in section		945	818
Employer contributions locked-in section		273	306
Member tax credits		53	51
<b>Total scheme receipts</b>		<b>13,486</b>	<b>12,904</b>
<b>Scheme payments</b>			
Benefits paid		24,765	20,317
Transfers paid to other schemes		7,052	5,241
Transfers to National Provident Pension Scheme		2,862	2,318
Withdrawals		58	3
<b>Total scheme payments</b>		<b>34,737</b>	<b>27,879</b>
<b>Net membership activities</b>		<b>(21,251)</b>	<b>(14,975)</b>
<b>Increase in liability for accrued benefits</b>	10	<b>10,877</b>	<b>1,069</b>


The notes to the financial statements on pages 4 to 14 form an integral part of these financial statements.

**Lump Sum National Scheme (the Scheme)**  
**Statement of Net Assets**  
**as at 31 March 2017**

	Note	2017 (\$000)	2016 (\$000)
<b>Investment assets</b>	3		
<b>Units held in:</b>			
Fixed Interest Unit Fund		278,739	273,656
New Zealand Equity Unit Fund		38,271	38,915
Overseas Equity Unit Fund		154,912	143,807
		<u>471,922</u>	<u>456,378</u>
<b>Other assets</b>			
Cash		1,354	6,346
Contributions receivable - employers		120	192
Other receivables	8	157	166
Receivable from the Global Asset Trust	7	230	228
		<u>1,861</u>	<u>6,932</u>
<b>Total assets</b>		<u>473,783</u>	<u>463,310</u>
<b>Current liabilities</b>			
Accounts payable		72	476
<b>Total liabilities</b>		<u>72</u>	<u>476</u>
<b>Net assets available to pay benefits</b>		<u>473,711</u>	<u>462,834</u>
<b>Represented by:</b>			
<b>Liability for accrued benefits</b>			
Allocated to contributors' total credits			
Contributor contributions		266,867	264,618
Employer contributions		163,064	160,762
Allocated to contributors' total credits			
Locked-in section			
Contributor contributions		8,516	7,213
Employer contributions		3,740	3,346
Unallocated reserves	12	31,524	26,895
		<u>473,711</u>	<u>462,834</u>

Authorised for issue on 22 June 2017.

On behalf of the Board of Trustees of the National Provident Fund.



Catherine M McDowell  
Chairman



Graeme R Mitchell  
Chairman  
Audit and Risk Review Committee

The notes to the financial statements on pages 4 to 14 form an integral part of these financial statements.

**Lump Sum National Scheme (the Scheme)**  
**Statement of Cash Flows**  
**for the year ended 31 March 2017**

	Note	2017 (\$000)	2016 (\$000)
<b>Cash flows from operating activities</b>			
Cash was provided from:			
Contributor contributions		9,899	8,841
Employer contributions		3,607	4,026
Interest received		83	99
Member tax credits		51	57
		<u>13,640</u>	<u>13,023</u>
Cash was applied to:			
Benefits paid		24,765	20,317
Operating expenses		671	690
Transfers paid to other schemes		7,452	4,841
Transfers to National Provident Pension Scheme		2,862	2,318
Withdrawals		58	3
		<u>35,808</u>	<u>28,169</u>
<b>Net cash flows from operating activities</b>	10	<u>(22,168)</u>	<u>(15,146)</u>
<b>Cash flows from investing activities</b>			
Cash was provided from sale of units in:			
Fixed Interest Unit Fund		10,811	8,050
New Zealand Equity Unit Fund		7,058	3,584
Overseas Equity Unit Fund		8,287	16,075
		<u>26,156</u>	<u>27,709</u>
Cash was applied to purchase units in:			
Fixed Interest Unit Fund		3,102	4,042
New Zealand Equity Unit Fund		3,551	738
Overseas Equity Unit Fund		2,327	3,338
		<u>8,980</u>	<u>8,118</u>
<b>Net cash flows from investing activities</b>		<u>17,176</u>	<u>19,591</u>
<b>Net (Decrease)/increase in cash held</b>		<b>(4,992)</b>	<b>4,445</b>
Add opening cash brought forward		<u>6,346</u>	<u>1,901</u>
<b>Closing cash</b>		<u><u>1,354</u></u>	<u><u>6,346</u></u>

The notes to the financial statements on pages 4 to 14 form an integral part of these financial statements.

**Lump Sum National Scheme (the Scheme)  
Notes to the Financial Statements  
for the year ended 31 March 2017**

---

## **Summary of Significant Accounting Policies**

### **Basis of Preparation**

The financial statements have been prepared under the requirements of clause 38 of the Scheme trust deed and in accordance with the Financial Market Conduct Act 2013 (FMCA). A description of the Scheme and funding arrangements is outlined in note 1.

### **Statement of Compliance**

These financial statements comply with the New Zealand Equivalents to International Financial Reporting Standards (NZ IFRS) and other applicable Financial Reporting Standards, as appropriate for profit-oriented entities and also with International Financial Reporting Standards (IFRS) as issued by the International Accounting Standards Board.

### **Measurement Base**

The measurement base adopted is that of historical cost, except for investment assets which are stated at their fair value as discussed below.

### **Presentational and Functional Currency**

The financial statements are presented in New Zealand dollars, which is the Scheme's functional currency, rounded to the nearest thousand dollars (\$000).

### **Critical Accounting Estimates and Judgements**

The preparation of financial statements, in conformity with NZ IFRS, requires judgements, estimates and assumptions to be made that affect the application of policies and reported amounts of assets and liabilities, income and expenses. Judgement has been applied in selecting the accounting policy to designate assets at fair value through profit or loss upon initial recognition. This policy has a significant impact on the amounts disclosed in the financial statements. There are no material assumptions or major sources of estimation uncertainty that have a significant risk of causing material adjustments to the carrying amounts of scheme assets at year end. However as with all investments their value is subject to variation due to market fluctuations.

The estimates and associated assumptions are reviewed on an ongoing basis. Revisions to accounting estimates are recognised in the period in which the estimate is revised, if the revision affects only that period, or in the period of the revision and future periods, if the revision affects both current and future periods.

The accounting policies set out below have been applied consistently to all periods presented in these financial statements.

### **Investment**

The Scheme is authorised to invest only in the Global Asset Trust (the GAT) or in bank deposits. The GAT is divided into separate unit funds representing various asset classes.



**Lump Sum National Scheme (the Scheme)**  
**Notes to the Financial Statements**  
**for the year ended 31 March 2017**

---

## **Financial Instruments**

Financial instruments include both financial assets and financial liabilities.

Financial assets, designated at fair value through profit or loss upon initial recognition, are managed and their performance evaluated on a fair value basis, consistent with the Scheme's documented investment strategy. The assets are investments in units in the GAT which, in turn, invest in New Zealand equities, overseas equities and fixed interest securities.

Financial assets, classified as loans and receivables, include contributions due from contributors, receivables from related parties and other receivables (if applicable).

Financial liabilities, measured at amortised cost, include accounts payable and bank overdrafts (if applicable).

## **Recognition**

The Scheme recognises financial assets and financial liabilities on the date the Scheme becomes a contractual party to the financial instruments.

## **Measurement**

Financial instruments are initially measured at fair value and their subsequent treatment depends on their classification as described below.

Financial assets, classified at fair value through profit or loss, are recorded at fair value where all resulting gains or losses are recorded in the Statement of Changes in Net Assets. The fair value of the units held by the Scheme in the GAT is based on the valuation of the financial instruments held by the GAT. The fair value of these financial instruments is based on exit prices at balance date without any deduction for future selling costs. If the exit price for an instrument is not available on a recognised exchange the fair value is estimated taking into account comparable markets and advice from specialised advisories.

Financial assets, classified as loans and receivables, and other financial liabilities are recorded at amortised cost using the effective interest rate method, less any impairment losses. The effective interest rate is the rate that exactly discounts estimated future cash flows through the expected life of the financial instrument to the net carrying amount of the financial asset or liability.

## **Impairment**

Financial assets, which are recorded at amortised cost, are reviewed at each financial statement date to determine whether there is objective evidence of impairment. If any such evidence exists, an impairment loss is recognised in the Statement of Changes in Net Assets as the difference between the asset's carrying amount and the recoverable amount.

**Lump Sum National Scheme (the Scheme)**  
**Notes to the Financial Statements**  
**for the year ended 31 March 2017**

---

### **Derecognition**

The Scheme derecognises a financial asset when the contractual rights to the cash flows from the financial asset expire, or the Scheme transfers the financial asset and the transfer qualifies for derecognition in accordance with *NZ IAS 39: Financial Instruments: Recognition and Measurement*. A financial liability is derecognised when the obligation specified in the contract is discharged, cancelled or expires.

### **Cash and Cash Equivalents**

Cash comprises current deposits with banks. Cash equivalents are short term, highly liquid investments that are readily convertible to known amounts of cash, where there is an insignificant risk of change in value, and that are held for the purpose of meeting short term cash commitments.

### **Contributions**

Contributions are recognised in the Statement of Changes in Net Assets when they become receivable.

### **Benefits**

Benefits are recognised in the Statement of Changes in Net Assets when a request for payment is made and all relevant criteria for payment has been met.

### **Investment Income Recognition**

Interest income is recognised using the effective interest rate of the instrument. Changes in the fair value of GAT unit funds are recognised in the Statement of Changes in Net Assets. Interest income on assets, designated at fair value through profit or loss, is accrued at balance date. Dividend income is recognised in the Statement of Changes in Net Assets on the ex dividend date.

### **Expenses**

All expenses are recognised in the Statement of Changes in Net Assets on an accrual basis.

### **Taxation**

Any income or loss arising from the movement in the fair value of the unit funds of the GAT is received by the Scheme tax paid. The Scheme's deductible operating expenses are offset against the Scheme's interest received to result in nil assessable income.

Any surplus deductible operating expenses are transferred to the GAT under section DV 2 of the Income Tax Act 2007 (the Tax Act) (refer notes 6 and 7).

### **Accrued Benefits**

The liability for accrued benefits is the Scheme's present obligation to pay benefits to contributors and beneficiaries and has been calculated as the difference between the carrying amounts of the Scheme's assets and the carrying amounts of the Scheme's liabilities, as at balance date.

**Lump Sum National Scheme (the Scheme)**  
**Notes to the Financial Statements**  
**for the year ended 31 March 2017**

---

**Statement of Cash Flows**

The following are definitions of the terms used in the Statement of Cash Flows:

Cash – comprises cash balances held with banks in New Zealand.

Investing activities – comprise acquisition and disposal of units in the GAT.

Operating activities – include any activities that are the result of normal business activities not classified as investing activities.

**Standards issued but not effective**

Various standards, interpretations and amendments have been issued by the External Reporting Board but have not been adopted because they are not yet effective. The applicable standards and interpretations are adopted in the period in which they become mandatory.

The standard which has not yet been adopted because it's not yet effective is *NZ IFRS 9 'Financial Instruments'*. This is effective for annual reporting periods beginning on or after 1 January 2018. Initial application of this standard is not expected to have any material impact on the financial statements of the Scheme.

**Lump Sum National Scheme (the Scheme)  
Notes to the Financial Statements  
for the year ended 31 March 2017**

---

**1 Description of the Scheme and Funding Arrangements**

The Scheme is a defined contribution scheme, governed by a trust deed. The Scheme is registered on the register of managed investment schemes under the FMCA.

With respect to funding arrangements the Scheme comprises two sections:

the non Locked-in section (existing scheme); and  
the Locked-in section (complying superannuation fund).

Under the terms of the Scheme trust deed, a contributor makes contributions to the non Locked-in section of the Scheme at a rate agreed between the contributor and the employer, provided the rate is not less than 1% of the contributor's basic remuneration, or \$10 per week, whichever is the lesser. An employer's contributions are made to the Scheme, in respect of a contributor, at a rate agreed by the employer with that contributor.

For the Locked-in section of the Scheme, a contributor had to contribute at least 4% of base salary (before tax and excluding bonuses and allowances) until 1 April 2009, and at least 2% of base salary from 1 April 2009. From 1 April 2013, the minimum employee contribution rate increased to 3%. Until 1 April 2009, an employer had to contribute at least 1% of base salary, increasing to 2% from 1 April 2009. Employer Superannuation Contribution Tax (ESCT) did not apply. From 1 April 2012, ESCT applied to employer contributions and from 1 April 2013 employers are required to contribute 3% of base salaries (including ESCT). Each year contributors are credited with an earnings rate, which is not less than 4%.

**2 Related Parties**

Under the terms of the National Provident Fund Restructuring Act 1990 (the Act), the Board of Trustees of the National Provident Fund (the Board) is trustee of the Scheme. Members of the Board are appointed by the Minister of Finance (the Minister).

The Board and the Government Superannuation Fund Authority (the Authority) have formed a joint venture company, Annuitas Management Limited (Annuitas). Each organisation has entered into a management services agreement with Annuitas. The main function of Annuitas is to provide staff who act in management and secretarial roles on behalf of the Board and the Authority. The costs of running Annuitas are shared between the Board and the Authority on an equitable basis, as agreed between the organisations.

Catherine M McDowell and Graeme R Mitchell are the two Board appointed directors of Annuitas.

The Board is also the trustee of the GAT, in which all National Provident Fund Schemes invest. The Schemes are authorised to invest only in the GAT or in bank deposits. The GAT is divided into separate unit funds, representing various asset classes, which have issued units to the Board, as trustee of the Scheme, according to the prescribed asset allocation strategy (refer note 3).

There were no transactions between members of the Board, as individuals, and the Scheme.

If a contributor elects to receive a pension, his or her membership, the liability to pay his or her pension (including any pension or other benefit contingently payable and any minimum payment) and assets to meet that liability are transferred to the National Provident Pension Scheme.

**Lump Sum National Scheme (the Scheme)**  
**Notes to the Financial Statements**  
**for the year ended 31 March 2017**

---

**3 Asset Allocation**

The benchmark asset allocations as at 31 March 2017 and 31 March 2016 are shown below.

	<b>2017</b>	2016
	<b>%</b>	%
Fixed Interest Unit Fund	<b>60.0</b>	60.0
New Zealand Equity Unit Fund	<b>8.0</b>	8.0
Overseas Equity Unit Fund	<b>32.0</b>	32.0

**4 Income from Unit Funds**

Income from unit funds was derived from the changes in value of units and reflects both realised and unrealised gains and losses. The income stated is net of expenses (investment management and custodian fees) directly related to investment activities. The income per Unit Fund is as follows:

	<b>2017</b>	2016
	<b>(\$000)</b>	(\$000)
Fixed Interest Unit Fund	<b>12,792</b>	4,264
New Zealand Equity Unit Fund	<b>2,863</b>	5,511
Overseas Equity Unit Fund	<b>17,065</b>	6,855
<b>Income from unit funds</b>	<b><u>32,720</u></b>	<u>16,630</u>

The income from unit funds is received tax paid.

**5 Management and Board member Expenses**

Management expenses comprise administration fees charged by Datacom Employer Services Limited, and a share of the expenses of the Board. The Board member expenses are apportioned to each scheme through a costing system, which equitably allocates the expenses based on membership and transaction numbers, and investment asset values.



**Lump Sum National Scheme (the Scheme)**  
**Notes to the Financial Statements**  
**for the year ended 31 March 2017**

**6 Income Tax**

Income specific to the Scheme is subject to tax at 28 percent, after allowing for deductible expenses. The income tax reconciliation is as follows:

	<b>2017</b>	2016
	<b>(\$000)</b>	(\$000)
Scheme specific income	<b>83</b>	99
Deductible expenses	<b>(905)</b>	(913)
Expense election to the GAT under section DV 2	<b>822</b>	814
Taxable income	<u>-</u>	<u>-</u>
Net income before tax and membership activities	<b>31,898</b>	15,816
Tax at 28%	<b>8,932</b>	4,428
Adjusted for tax effect of:		
- Non-assessable income	<b>(9,162)</b>	(4,656)
<b>Income tax credit</b>	<u><b>(230)</b></u>	<u>(228)</u>
Represented by:		
Income tax credit on current year income	<b>(230)</b>	(228)
Prior year adjustment	<u>-</u>	<u>-</u>
<b>Income tax credit</b>	<u><b>(230)</b></u>	<u>(228)</u>

The current year tax credit results from the benefit of the Scheme electing to transfer surplus deductible expenses to the GAT under section DV 2 of the Tax Act (refer note 7). The GAT is subject to tax at the rate of 28 percent.

The income of \$32.720 million (2016: \$16.630 million) from unit funds, shown on the Statement of Changes in Net Assets, is all received tax paid.

**7 Receivable from the GAT**

This receivable represents the outstanding tax credits utilised by the GAT, (refer note 6), resulting from the transfer of the Scheme's surplus deductible expenses to the GAT under section DV 2 of the Tax Act. The Scheme will realise the receivable by investing in unit funds of the GAT, with the remainder being settled by cash if applicable.

**8 Other Receivables**

Other receivables consist of:

	<b>2017</b>	2016
	<b>(\$000)</b>	(\$000)
Management fee refund	<b>115</b>	126
Member tax credits accrued at 31 March	<b>42</b>	40
<b>Total other receivables</b>	<u><b>157</b></u>	<u>166</u>

The member tax credits, accrued at 31 March 2017, will be claimed from the Inland Revenue Department as part of a total member tax credit claim for the year ending 30 June 2017.

**Lump Sum National Scheme (the Scheme)**  
**Notes to the Financial Statements**  
**for the year ended 31 March 2017**

---

**9 Section 72 Claim**

Section 72 of the Act provides that where any deficiency in the accounts of the Scheme arises from the application of the 4% minimum earnings rate, then the Minister shall, at the request of the Board, pay to the Board, as trustee of the Scheme, such an amount as may be required to meet the deficiency.

No claim is due under Section 72 for year ending 31 March 2017.

**10 Reconciliation of Increase in Liability for Accrued Benefits to Net Cash Flows used in Operating Activities**

	<b>2017</b> <b>(\$000)</b>	2016 (\$000)
<b>Increase in liability for accrued benefits</b>	<b>10,877</b>	1,069
<b>Movements in working capital</b>		
Change in accounts payable	<b>(404)</b>	405
Change in other receivables	<b>9</b>	(3)
Change in contributions receivable	<b>72</b>	15
	<u><b>(323)</b></u>	<u>417</u>
<b>Change in non cash items</b>		
Movement in receivable from the GAT	<b>(2)</b>	(2)
	<u><b>(2)</b></u>	<u>(2)</u>
<b>Items classified as investing activities</b>		
(Income) from unit funds	<b>(32,720)</b>	(16,630)
	<u><b>(32,720)</b></u>	<u>(16,630)</u>
<b>Net cash flows used in operating activities</b>	<u><b>(22,168)</b></u>	<u>(15,146)</u>

**11 Guaranteed Benefits**

Under section 60 of the Act, the benefits payable by the Scheme are guaranteed by the Crown.

**Lump Sum National Scheme (the Scheme)**  
**Notes to the Financial Statements**  
**for the year ended 31 March 2017**

---

## **12 Unallocated Reserves**

The unallocated reserves are derived from the net income/(loss) after tax and before membership activities, earnings not allocated to contributors' total credits, and balances of any total credits not transferred, or otherwise disbursed, in accordance with the provisions of the Scheme trust deed.

Movements in reserves during the year were as follows:

	<b>2017</b> <b>(\$000)</b>	2016 (\$000)
Reserves at beginning of the year	<b>26,895</b>	28,643
Prior period amendment to reserves	-	(6)
Applied to transfers	<b>(1,379)</b>	(963)
Extinguished liabilities	<b>23</b>	59
Net income after tax for the year	<b>32,128</b>	16,044
Applied to exits	<b>(770)</b>	(389)
Applied to contributors' total credits	<b>(25,373)</b>	(16,493)
<b>Reserves at end of the year</b>	<b><u>31,524</u></b>	<u>26,895</u>

The reserves, which have not been allocated to contributors' total credits, may be distributed at the discretion of the Board, in accordance with the Scheme trust deed, principally for:

- a meeting all or part of contributors' or employers' contributions on an equitable basis;
- b increasing total credits of all contributors on an equitable basis;
- c providing benefits, other than retirement benefits, to all contributors on an equitable basis;
- d providing hardship benefits to contributors or their dependants; and
- e paying Scheme expenses.

## **13 Vested Benefits**

The value of the vested benefits is the value of the benefits contributors would have been entitled to if they left the Scheme. As at 31 March 2017, the transfer values of contributors exceeded their total credits. Therefore the value of vested benefits has been calculated by the Actuary as the amount that would have been payable if all contributors had transferred out of the Scheme on this date.

	<b>2017</b> <b>(\$000)</b>	2016 (\$000)
Value of vested benefits	<b>462,967</b>	449,888
Value of net assets	<b>473,711</b>	462,834

This table should be read in conjunction with note 11.

**Lump Sum National Scheme (the Scheme)**  
**Notes to the Financial Statements**  
**for the year ended 31 March 2017**

---

**14 Actuarial Valuation – 31 March 2015**

The Scheme is a defined contribution scheme. As the Scheme has no pensioners, an actuarial valuation is not required under the Financial Markets Conduct Act 2013.

The National Provident Fund Restructuring Act 1990 does however require an actuarial examination to be undertaken every three years. The last examination was undertaken as at 31 March 2015 and covered the three years 31 March 2012 to 31 March 2015.

The Actuary reported the funding level of the Scheme increased from 100.8% to 106.6% over the three years to 31 March 2015. The valuation results were:

<b>Valuation date</b>	<b>2015</b>	<b>2012</b>
	<b>(\$000)</b>	<b>(\$000)</b>
<b>Present value of -</b>		
Total credits	433,087	389,734
Provision for extinguished liabilities	35	44
Reserves	28,643	3,138
Net assets	461,765	392,916
Funding level	106.6%	100.8%

This table should be read in conjunction with note 11.

**15 Financial Instruments and Associated Risks**

The Scheme invests in units of the GAT based upon the asset allocation determined for the Scheme (see note 3). The unit funds hold quoted equity, fixed interest and debt instruments. These instruments are all measured at fair value.

Under *NZ IFRS 13: Fair Value measurement*, disclosures for fair value instruments are required using a three-level fair value hierarchy. These tiers reflect the availability of observable market inputs. The Scheme's investment in units of the GAT is classified as a level 2 investment as the unit prices are based on a net asset valuation derived from either quoted prices for similar assets or unquoted but observable inputs.

The Scheme's major risk in relation to its investment in the GAT is the price risk that the value of its units may fluctuate. Other risks, such as market risk (currency risk, interest rate risk and other price risk), credit risk and liquidity risk, are managed in the GAT.

For more information on the disclosures under NZ IFRS 13 and the risks mentioned above is provided in the financial statements of the GAT. A copy of the financial statements of the GAT can be viewed on the National Provident Fund's website ([www.npf.co.nz](http://www.npf.co.nz)).

The Board manages the other risks by determining a diversified asset allocation appropriate for the Scheme's liabilities. In addition, the Board selects the investment managers, sets their mandates and monitors performance against those mandates.

Based on the Scheme's asset allocation strategy and the long term rate of return for each asset class (after investment management and custody fees, and after tax), and after deducting a provision for the Scheme's operating expenses (after tax), the long run investment return for the Scheme is estimated to be 2.9% per annum.

**Lump Sum National Scheme (the Scheme)**  
**Notes to the Financial Statements**  
**for the year ended 31 March 2017**

---

**15 Financial Instruments and Associated Risks (continued)**

If the long term rates of return for all of the asset classes in the asset allocation strategy increased by 10% this would increase the investment return from 2.9% to 3.3% per annum. Similarly, if the long term rates of return for the asset classes in the asset allocation strategy decreased by 10%, the investment return would decrease to 2.6% per annum. This would increase or decrease the before tax profit by approximately \$1.41 million.

The earnings rate each year is determined with reference to the investment return, but is not less than 4.0% per annum as per the Scheme trust deed.

**16 Subsequent Events**

There were no material events subsequent to balance date requiring amendments to these financial statements.



**Lump Sum National Scheme (the Scheme)  
Trustee's Report  
for the year ended 31 March 2017**

The Board of Trustees of the National Provident Fund (the Board), as trustee of the Scheme, provides members with the following information:

- 1 Changes in the Scheme membership numbers during the year were as follows:

	<b>Contributors</b>		<b>Total</b>
	<b>non locked-in section</b>	<b>locked- in section</b>	
Opening membership as at 1 April 2016	2,813	169	2,982
Retirements	(130)	(4)	(134)
Withdrawals	(6)	-	(6)
Transfers	(27)	(1)	(28)
Deaths and disablements	(4)	(1)	(5)
Joins/rejoins	12	-	12
Extinguished liabilities +	(8)	-	(8)
<b>Closing membership as at 31 March 2017</b>	<b>2,650</b>	<b>163</b>	<b>2,813</b>

+ Following a trust deed amendment on 5 April 2001, once reasonable efforts have been made to locate a member, who has been missing for at least five years, the Board may extinguish the liabilities to that member.

Where a person re-establishes contact with the Board within 15 years of the liabilities to that person being extinguished, the person is reinstated as a member of the Scheme.

- 2 On the basis of evidence available, the Board believes that all contributions required to be made to the Scheme, in accordance with the terms of the Scheme trust deed, have been made.
- 3 The Board certifies that, to the best of its knowledge, all benefits required to be paid from the Scheme were paid in accordance with the terms of the Scheme trust deed.
- 4 The Board, based on the advice of the Actuary, certifies that, as at 31 March 2017, the market value of the net assets of the Scheme exceeded the total value of vested benefits. The amounts are shown in note 13 to the financial statements.
- 5 The Board confirms that, to the best of its knowledge, not more than 10% of the net market value of the Scheme assets were invested with employers (or associated entities), either directly or indirectly, who are parties to the Scheme.
- 6 The Scheme's earnings rate (crediting rate) declared by the Board for the year ended 31 March 2017 was 6.21%.
- 7 As at 31 March 2017 there were 163 members in the Locked-in section, with assets amounting to \$12,256,000 (2016: \$10,559,000). There were six retirements during the year to 31 March 2017 totalling \$263,942.62. Total Scheme administration fees are calculated on fee per member and fee per transaction bases, and are charged to the Scheme as a whole. Effective 1 October 2016 the administration fees increased in line with inflation. The Board certifies that it is satisfied the change in the administration fees for the Scheme is not unreasonable. The Board is satisfied the total management fees charged to the Scheme are not unreasonable.
- 8 The Scheme trust deed was last amended on 21 September 2016. These amendments are effective from 20 October 2016 and were made so that the trust deed complied with the FMCA.

**Lump Sum National Scheme (the Scheme)  
Trustee's Report  
for the year ended 31 March 2017**

---

**9 Directory**

**Trustee** Board of Trustees of the National Provident Fund

Members of the Board are:

Catherine M McDowell (*Chairman*)  
Graeme R Mitchell  
Daniel J Mussett (*appointed 1 September 2016*)  
Fiona A Oliver  
Catherine M Savage (*retired 31 August 2016*)  
Edward J Schuck  
Wayne L Stechman  
Stephen P Ward (*appointed 1 September 2016*)

**Administration manager** Datacom Employer Services Limited

**Investment managers** **Fixed interest managers**

Ashmore Investment Management Limited  
Brandywine Global Investment Management, LLC  
Pacific Investment Management Company, LLC  
Wellington Management Australia Pty Limited

**New Zealand equity managers**

ANZ Investments Limited (*terminated November 2016*)  
Devon Funds Management Limited (*appointed November 2016*)  
Harbour Asset Management Limited

**Overseas equity managers**

AQR Capital Management, LLC  
Arrowstreet Capital, Limited Partnership  
Lazard Asset Management, LLC  
Marathon Asset Management, LLP

**Foreign exchange hedging managers**

ANZ Bank New Zealand Limited  
Bank of New Zealand Limited

**Actuary** Christine D Ormrod, PricewaterhouseCoopers

**Auditor** Michael R Wilkes, Deloitte Limited (*on behalf of the Auditor-General*)

**Solicitor** DLA Piper New Zealand

**Bank** Bank of New Zealand

**Custodian** JP Morgan Chase Bank

**Lump Sum National Scheme (the Scheme)  
Trustee's Report  
for the year ended 31 March 2017**

---


10 All correspondence relating to the Scheme should be addressed to:

The Manager  
National Provident Fund Administration  
Datacom Employer Services Limited  
PO Box 1036  
WELLINGTON 6140

OR

The Secretary  
Board of Trustees of the National Provident Fund  
P O Box 3390  
WELLINGTON 6140

For and on behalf of the Board of Trustees of the National Provident Fund.



Catherine M McDowell  
*Chairman*

22 June 2017

## INDEPENDENT AUDITOR'S REPORT

### TO THE MEMBERS OF THE LUMP SUM NATIONAL SCHEME'S FINANCIAL STATEMENTS FOR THE YEAR ENDED 31 MARCH 2017

The Auditor-General is the auditor of the Lump Sum National Scheme (the Scheme). The Auditor-General has appointed me, Michael Wilkes, using the staff and resources of Deloitte Limited, to carry out the audit of the financial statements of the Scheme on his behalf.

#### Opinion

We have audited the financial statements of the Scheme on pages 1 to 14, that comprise the Statement of Net Assets as at 31 March 2017, Statement of Changes in Net Assets and Statement of Cash Flows for the year ended on that date and the notes to the financial statements that include accounting policies and other explanatory information.

In our opinion, the financial statements of the Scheme on pages 1 to 14:

- present fairly, in all material respects:
  - its financial position as at 31 March 2017; and
  - its financial performance and cash flows for the year then ended; and
- comply with generally accepted accounting practice in New Zealand in accordance with New Zealand Equivalents to International Financial Reporting Standards (NZ IFRS) and International Financial Reporting Standards (IFRS).

Our audit was completed on 22 June 2017. This is the date at which our opinion is expressed.

The basis for our opinion is explained below. In addition, we outline the responsibilities of the Board of Trustees and our responsibilities relating to the financial statements, we comment on other information, and we explain our independence.

#### Basis for opinion

We carried out our audit in accordance with the Auditor-General's Auditing Standards, which incorporate the Professional and Ethical Standards and the International Standards on Auditing (New Zealand) issued by the New Zealand Auditing and Assurance Standards Board. Our responsibilities under those standards are further described in the Responsibilities of the auditor section of our report.

We have fulfilled our responsibilities in accordance with the Auditor-General's Auditing Standards.

We believe that the audit evidence we have obtained is sufficient and appropriate to provide a basis for our opinion.

#### Responsibilities of the Board of Trustees for the financial statements

The Board of Trustees is responsible on behalf of the Scheme for preparing financial statements that are fairly presented and that comply with generally accepted accounting practice in New Zealand.

The Board of Trustees is responsible for such internal control as it determines is necessary to enable it to prepare financial statements that are free from material misstatement, whether due to fraud or error.

In preparing the financial statements, the Board of Trustees is responsible on behalf of the Scheme for assessing the Scheme's ability to continue as a going concern. The Board of Trustees is also responsible for disclosing, as applicable, matters related to going concern and using the going concern basis of accounting, unless the Board of Trustees intends to liquidate the Scheme or to cease operations, or has no realistic alternative but to do so.

The Board of Trustees' responsibilities arise from the Financial Markets Conduct Act 2013 and clause 38 of the Scheme's Trust Deed.

## **Responsibilities of the auditor for the audit of the financial statements**

Our objectives are to obtain reasonable assurance about whether the financial statements, as a whole, are free from material misstatement, whether due to fraud or error, and to issue an auditor's report that includes our opinion.

Reasonable assurance is a high level of assurance, but is not a guarantee that an audit carried out in accordance with the Auditor-General's Auditing Standards will always detect a material misstatement when it exists. Misstatements are differences or omissions of amounts or disclosures, and can arise from fraud or error. Misstatements are considered material if, individually or in the aggregate, they could reasonably be expected to influence the decisions of readers taken on the basis of these financial statements.

We did not evaluate the security and controls over the electronic publication of the financial statements.

As part of an audit in accordance with the Auditor-General's Auditing Standards, we exercise professional judgement and maintain professional scepticism throughout the audit. Also:

- We identify and assess the risks of material misstatement of the financial statements, whether due to fraud or error, design and perform audit procedures responsive to those risks, and obtain audit evidence that is sufficient and appropriate to provide a basis for our opinion. The risk of not detecting a material misstatement resulting from fraud is higher than for one resulting from error, as fraud may involve collusion, forgery, intentional omissions, misrepresentations, or the override of internal control.
- We obtain an understanding of internal control relevant to the audit in order to design audit procedures that are appropriate in the circumstances, but not for the purpose of expressing an opinion on the effectiveness of the Scheme's internal control.
- We evaluate the appropriateness of accounting policies used and the reasonableness of accounting estimates and related disclosures made by the Board of Trustees.
- We conclude on the appropriateness of the use of the going concern basis of accounting by the Board of Trustees and, based on the audit evidence obtained, whether a material uncertainty exists related to events or conditions that may cast significant doubt on the Scheme's ability to continue as a going concern. If we conclude that a material uncertainty exists, we are required to draw attention in our auditor's report to the related disclosures in the financial statements or, if such disclosures are inadequate, to modify our opinion. Our conclusions are based on the audit evidence obtained up to the date of our auditor's report. However, future events or conditions may cause the Scheme to cease to continue as a going concern.
- We evaluate the overall presentation, structure and content of the financial statements, including the disclosures, and whether the financial statements represent the underlying transactions and events in a manner that achieves fair presentation.

We communicate with the Board of Trustees regarding, among other matters, the planned scope and timing of the audit and significant audit findings, including any significant deficiencies in internal control that we identify during our audit.



Our responsibilities arise from the Public Audit Act 2001.

## Other Information

The Board of Trustees is responsible for the other information. The other information comprises the information included on pages 15 to 17, but does not include the financial statements, and our auditor's report thereon.

Our opinion on the financial statements does not cover the other information and we do not express any form of audit opinion or assurance conclusion thereon.

In connection with our audit of the financial statements, our responsibility is to read the other information. In doing so, we consider whether the other information is materially inconsistent with the financial statements or our knowledge obtained in the audit, or otherwise appears to be materially misstated. If, based on our work, we conclude that there is a material misstatement of this other information, we are required to report that fact. We have nothing to report in this regard.

## Independence

We are independent of the Scheme in accordance with the independence requirements of the Auditor-General's Auditing Standards, which incorporate the independence requirements of Professional and Ethical Standard 1 (Revised): *Code of Ethics for Assurance Practitioners* issued by the New Zealand Auditing and Assurance Standards Board.

Other than the audit, we have no relationship with, or interests in, the Scheme.



Michael Wilkes, Partner  
for Deloitte Limited  
On behalf of the Auditor-General  
Christchurch, New Zealand

## Lump Sum National Scheme Directory as at 22 June 2017

### BOARD MEMBERS



#### Catherine McDowell

Catherine McDowell (appointed 2013 and as Chair in 2016) is a director of ASB Bank Limited, Todd Family Office Limited and Courtenay Nominees Limited, and a member of the Institute of Directors Commercial Board. Catherine has extensive experience in the investment and financial services industry in senior executive and advisory roles, working with Executive Management and Boards. She has held management roles at Barclays both in New York and London, following which she moved to ANZ in 2006 in New Zealand. She has over 10 years of Board experience with not for profit, listed and non-listed companies.



#### Graeme Mitchell, BA, CA, FCAANZ

Graeme Mitchell (appointed 2010) is Chair of the External Reporting Board and a director of Barnardos New Zealand and Retirement Income Group Limited and its subsidiaries. He is Chairman of the Audit and Risk Committee for the Ministry of Justice, the Ministry of Social Development and the Human Rights Commission, and a member of the Audit and Risk Committee for the Porirua City Council. He is also an independent trustee of the Local Government KiwiSaver Scheme "Super-easy" and Honorary Consul General for Norway. Graeme was previously a senior audit partner with Deloitte in Wellington.



#### Fiona Oliver, LLB, BA

Fiona Oliver (appointed 2011) is Deputy Chair of Public Trust and Chair of Vinta Funds Management Limited. She is also a director of Wynyard Group Limited and Tilt Renewables, and a member of the Inland Revenue Risk and Assurance Committee. Fiona has held senior leadership and consultancy roles in the financial services industry specialising in asset and funds management. Fiona has also worked in private practice and in-house in Auckland, Sydney and London as a corporate and commercial lawyer, specialising in corporate finance. Fiona previously worked for AMP managing the Wealth Management Product team and Wealth Management Integration Initiatives (following AMP's purchase of AXA).



#### Wayne Stechman

Wayne Stechman (appointed 2012) is a professional director. He retired from Tower Asset Management Limited in 2008 after 18 years as Portfolio Manager and Head of Australasian Equities. Prior to that Wayne worked for a leading share broking firm as an investment advisor/portfolio manager. Wayne has extensive experience in the financial services and funds management industry in New Zealand. Other current roles include director and shareholder of Harbour Asset Management, and panel member of Financial Services Complaints Ltd.



#### Ed Schuck PhD, MBA

Edward Schuck (appointed 2015) is principal and a director of Fidato Advisory, a provider of investment consulting and research services to institutional investors, Crown agencies and wealth management businesses. Prior to starting Fidato in 2009, he held leadership roles in the financial services industry in New Zealand and the United Kingdom, most recently as Managing Director of Russell Investments. He is also a director of MFL Mutual Fund Limited, Accuro Healthcare, Superannuation Investments Limited and Continuity Capital PE2 GP Limited. Ed promotes private investment in New Zealand by working actively with the Property Council of New Zealand and the New Zealand Private Equity and Venture Capital Association.



#### Stephen Ward

Stephen Ward (appointed 2016) is a non-executive director of Sovereign Assurance Limited, ASX listed Sydney Airport Limited and SecureFuture Wiri Limited. Stephen is the chair of the nomination and remuneration committee at Sydney Airport and he is on the audit and risk committees of Sovereign and SecureFuture. SecureFuture has designed, built and now operates Auckland South Corrections Facility in a public private partnership with the New Zealand Department of Corrections.

Stephen also has a number of not for profit roles. He is a board member of The Life Flight Trust (which operates the Wellington based Westpac Rescue Helicopter and a national air ambulance service) and the Wellington Free Ambulance Service (WFA). He is a WFA appointed director of Central Emergency Communications Limited which operates the central New Zealand ambulance despatch control room. He is also the independent chair of the Advisory Council for the Financial Dispute Resolution Scheme.

Stephen is also a consultant in the Wellington office of national law firm, Simpson Grierson. He was previously a partner and led the Corporate and Commercial Practice of Simpson Grierson for 6 years to 2013; and was on Simpson Grierson's Board of Management for 14 years.



#### Daniel Mussett

Daniel Mussett (appointed 2016) is the owner of consulting firm, ALSA Consulting, which advises a select number of large investors, most of which are not-for-profit or Crown entities. Daniel is a member of the Quartz Wealth Management Investment Committee and works part-time as the Investment Manager for Southern Cross Medical Care Society. He is the Chairman of the Board of a small charity that supports the needs of boys in straitened financial circumstances and serves as the independent member of the investment committee of a boutique financial advisory firm. Daniel has held a number of senior positions at global consulting firms in both New Zealand and Switzerland. He is a qualified actuary and a member of the Institute of Directors.

### MANAGEMENT



Simon Tyler,  
Chief Executive



Euan Wright, Board  
Secretary and Chief  
Financial Officer



Fiona Morgan,  
Manager,  
Finance



Philippa Drury,  
General Manager,  
Schemes



Janet Shirley,  
Manager,  
Schemes



Paul Bevin,  
General Manager,  
Investments



Peter McCaffrey,  
Manager, Portfolio  
Strategy and Risk



Nicky Rumsey,  
Manager,  
Investments

## DATACOM

### ADMINISTRATION

Datacom Employer Services Limited is the administrator of the NPF schemes.

### CONTACT DETAILS

You are welcome to contact Datacom if you have any specific questions about the information in this package, if you would like to receive a free copy of the full financial statements in the mail, to purchase a copy of the trust deed (\$10) or the actuarial valuation (\$10), or to enquire about your Scheme membership in general.

Please quote your identity number when contacting Datacom.

**Free phone: 0800 628 776** between 8.30am and 5.00pm, Monday to Friday

**Phone: (04) 381 0600**

**Fax: (04) 381 0502**

#### Post:

The Manager  
National Provident Fund Administration  
Datacom Employer Services Limited  
PO Box 1036  
Wellington 6140

**Email:** [npfenquiries@datacom.co.nz](mailto:npfenquiries@datacom.co.nz)

If you would like to know more about NPF in general, or if you would like to view or download a copy of the Scheme's full financial statements rather than receive a copy in the mail, please visit our website - [www.npf.co.nz](http://www.npf.co.nz).

#### You may contact the Board by writing to:

The Board Secretary  
Board of Trustees of the National Provident Fund  
Level 12, The Todd Building  
95 Customhouse Quay  
Wellington 6011

**Auditor:** Michael Wilkes, Deloitte, on behalf of the Auditor-General

**Actuary:** Christine D Ormrod,  
PricewaterhouseCoopers

**Bank:** Bank of New Zealand Limited

**Custodian:** JP Morgan Chase Bank, N.A.

**Solicitor:** DLA Piper