

Pension National Scheme

On behalf of the Board of Trustees of the National Provident Fund, set out below is a report on the performance and activities of your Scheme for the year ended 31 March 2022. Further information on the National Provident Fund's activities, and commentary on investment markets, is set out in the Chair's letter.

Your Scheme

CROWN GUARANTEE

The Pension National Scheme is a defined contribution scheme. The benefits payable by your Scheme are guaranteed by the Crown.

LOCKED-IN SECTION

The Locked-in section of the Scheme was created on 1 July 2007 as an alternative to KiwiSaver schemes. The Locked-in section has many of the benefits of KiwiSaver schemes and also has the Crown guarantee and the 4% pa minimum earnings rate. These two features are hallmarks of the NPF schemes and are not available with KiwiSaver schemes. Further details are available on our website - www.npf.co.nz.

INVESTMENT PERFORMANCE

The asset class returns (before tax and expenses) and the comparative performance of the benchmark indices are shown in the table below.

Asset Class	Return	Index
Fixed interest (global)	(2.79%)	(3.70%)
Alternatives	2.50%	0.58%
New Zealand shares	(0.05%)	(3.04%)
Overseas shares	9.00%	8.21%

The investment return (after tax and expenses) earned by the Scheme for the year ended 31 March 2022, was 2.33% (2021: 22.49%). In dollar terms, this represents investment income of \$11.96 million (2021: \$96.54 million).

Annual Report for the year ended 31 March 2022

SUMMARY FINANCIAL STATEMENTS

The summary financial statements included in this Annual Report have been extracted from the full financial statements for the year ended 31 March 2022.

The summary financial statements cannot be expected to provide as complete an understanding as the full financial statements.

Members are welcome to view the full financial statements on our website - www.npf.co.nz/members/schemes - or contact the Scheme administrator, Datacom (see details on back page), for a free copy of the Scheme's full financial statements.



Pension National Scheme

INVESTMENT PERFORMANCE CONTINUED

Around the world the ongoing impacts of the Covid-19 outbreak and the war in Ukraine have led to significant economic slowdown and volatility. These disruptions are likely to continue into the foreseeable future and provide uncertainty for the value of the investment assets and the income earned from them. The Board continues to monitor the impact of the movements in the market on an ongoing basis.

See the comparison over the page for the key statistics of your Scheme over the last 10 years. For an overview of the financial performance of the Scheme, refer to the tables on the following pages.

EARNINGS RATE

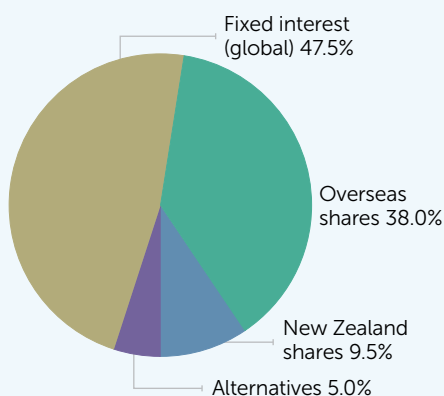
The earnings rate declared by the Board for the Scheme for the year ended 31 March 2022 was 4% on contributors' total credits as at 1 April 2021 and 1.6% on contributions paid during the year. In line with the Board's crediting and reserving policy, the difference between the investment return of 2.33% and the earnings rate of 4% credited to members' total credits as at 31 March 2022 has been taken from the reserves of the Scheme. The reserves are now 4.6% of contributors' total credits (2021: 6.6%).

The objective of the Board's crediting and reserving policy is to build the reserves back up to 10% of contributors' total credits. An equitable share of any positive reserves is added to a contributor's total credit on retirement, withdrawal through redundancy or permanent incapacity, or on death before the contributor has commenced receiving a benefit.

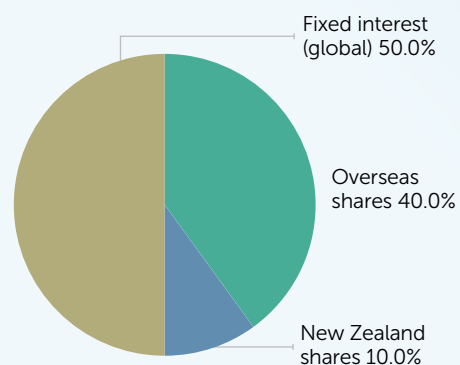
HOW YOUR MONEY IS INVESTED

The Scheme's asset allocation strategy is set by the Board and reviewed regularly. The asset allocation strategy was reviewed by the Board in December 2021 and the 5% allocation to Alternatives was reallocated to equities and fixed interest. The asset allocation was further reviewed in May 2022 and no changes were made. In addition, during the year, the Board has applied its Dynamic Asset Allocation (DAA) tilting programme as outlined in the Statement of Investment Policies, Standards and Procedures (SIPSP). The pie charts show the Scheme's asset allocation strategy effective from 1 February 2021 and from 1 February 2022. There was no DAA tilt in place at as at 31 March 2022.

**Asset Allocation Strategy
from 1 February 2021**



**Asset Allocation Strategy
from 1 February 2022**



The Board's SIPSP is reviewed regularly by the Board. During the year the responsible investment section of the SIPSP was updated. There were no other significant changes to the SIPSP during the year. See our website, www.npf.co.nz, for more information about your Scheme, including the Board's SIPSP and the Scheme trust deed.

Pension National Scheme

SUMMARY STATEMENT OF CHANGES IN NET ASSETS FOR THE YEAR ENDED 31 MARCH 2022

2022 (\$000)	2021 (\$000)	
<p>This is a summary of the Scheme's income and expenses, and membership contributions and payments. NPPS refers to the National Provident Pension Scheme.</p>		
Investment income	11,961	96,538
Less operating expenses	(875)	(883)
Net income before tax and membership activities	11,086	95,655
Income tax credit	243	244
Net income after tax and before membership activities	11,329	95,899
Scheme receipts		
Scheme receipts – Non Locked-in section:		
Member contributions	19,589	6,059
Employer contributions	1,776	1,989
Scheme receipts – Locked-in section:		
Member contributions	1,436	2,433
Employer contributions	116	143
Member tax credits	19	21
Total Scheme receipts	22,936	10,645
Scheme payments		
Benefit, withdrawal and transfer payments	(37,650)	(35,595)
Transfers to the NPPS	(16,199)	(15,122)
Total Scheme payments	(53,849)	(50,717)
Net membership activities	(30,913)	(40,072)
(Decrease)/increase in liability for accrued benefits	(19,584)	55,827

SUMMARY STATEMENT OF NET ASSETS AS AT 31 MARCH 2022

2022 (\$000)	2021 (\$000)	
<p>This is a summary of the Scheme's assets and liabilities, as at 31 March 2022.</p> <p>Assets include the Scheme's investments in fixed interest (global), alternatives, New Zealand shares and overseas shares plus what the Scheme had in the bank and was owed by others.</p> <p>Liabilities are what the Scheme owed to others.</p> <p>Net assets is the money available to pay future entitlements.</p>		
Investment assets		
Fixed Interest Unit Fund	241,427	225,690
Alternatives Unit Fund	1,862	28,387
New Zealand Equity Unit Fund	47,648	34,771
Overseas Equity Unit Fund	189,743	212,413
Total investment assets	480,680	501,261
Other assets		
Total assets	482,766	502,415
Less liabilities		
Net assets available to pay benefits	482,632	502,216
Represented by:		
Liability for accrued benefits		
Allocated to contributors' total credits	461,588	471,286
Unallocated reserves	21,044	30,930
482,632	502,216	

SUMMARY STATEMENT OF CASH FLOWS FOR THE YEAR ENDED 31 MARCH 2022

2022 (\$000)	2021 (\$000)	
<p>This is a summary of the cash flows through the Scheme during the year.</p> <p>Cash was received from:</p> <ul style="list-style-type: none"> operating activities (being contributions less benefit and transfer payments and operating expenses); and investing activities. <p>The difference between the two cash flows is recorded as an increase or decrease in cash held.</p>		
Opening cash brought forward		
	576	3,505
Net cash flows from operating activities		
	(31,477)	(40,920)
Net cash flows from investing activities		
	32,533	37,991
Net increase/(decrease) in cash held		
	1,056	(2,929)
Closing cash carried forward		
	1,632	576

Pension National Scheme

NOTES TO THE SUMMARY FINANCIAL STATEMENTS

The summary financial statements:

- have been extracted from the full financial statements which were:
 - prepared in accordance with, and comply with, the New Zealand Equivalents to International Financial Reporting Standards;
 - authorised for issue by the Board on 28 June 2022; and
 - audited and received an unmodified opinion;
- cannot be expected to provide as complete an understanding as provided by the full financial statements;
- are reported in New Zealand dollars, rounded to the nearest thousand;
- are for a profit oriented entity; and
- comply with Financial Reporting Standard 43: Summary Financial Statements.

SUBSEQUENT EVENTS

There were no material events subsequent to balance date requiring amendments to these financial statements.

TRUSTEE'S REPORT

For the year ended 31 March 2022

MEMBERSHIP

Changes in the Scheme membership numbers during the year were as follows:

	Contributors		Total
	Non Locked-in Section	Locked-in Section	
Opening membership as at 1 April 2021	1,803	107	1,910
Retirements	(98)	(6)	(104)
Withdrawals	(1)		(1)
Transfers	(72)		(72)
Deaths and disablements	(92)		(92)
Joins/rejoins	143		143
Reinstated extinguished liabilities*	123		123
Closing membership as at 31 March 2022	1,806	101	1,907

* Following a trust deed amendment on 5 April 2001, once reasonable efforts have been made to locate a member who has been missing for at least five years, the Board may extinguish the liabilities to that member. Where a person re-establishes contact with the Board within 15 years of the liabilities to that person being extinguished, the person is reinstated as a member of the Scheme.

CONTRIBUTIONS AND BENEFIT PAYMENTS

As at 31 March 2022, there were 1,907 members in the Scheme (2021: 1,910), with allocated contributors' total credits of \$461.6 million (2021: \$471.3 million). These numbers include the members of the Locked-in section.

For the Locked-in section - as at 31 March 2022 there were 101 members (2021: 107) with assets amounting to \$13.9 million (2021: \$13.4 million). During the year, there were 6 retirements from the Locked-in-section totalling \$1,595,500.

On the basis of evidence available, the Board believes all contributions required to be made to the Scheme, in accordance with the terms of the Scheme trust deed, have been made.

The Board certifies that, to the best of its knowledge, all benefits required to be paid from the Scheme were paid in accordance with the terms of the Scheme trust deed.

The Board, based on the advice of the Actuary, certifies that as at 31 March 2022 the market value of the net assets of the Scheme exceeded the total value of the vested benefits of the Scheme.

The Board confirms that, to the best of its knowledge, not more than 10% of the net market value of the Scheme's assets were invested with employers (or associated entities), either directly or indirectly, who are parties to the Scheme.

FEES

Scheme administration fees are calculated on fee per member and fee per transaction bases and are charged to the Scheme as a whole. As at 1 October 2021, the administration fees increased in line with inflation.

The Board certifies it is satisfied the increase in the administration fees for the Scheme is not unreasonable. The Board is satisfied the total management fees charged to the Scheme are not unreasonable.

TRUST DEED AMENDMENT

The Scheme trust deed was last amended on 6 May 2021. The amendments were effective from 30 January 2021 and were made following the repeal of the Trustee Act 1956 to address changes brought about under the Trusts Act 2019. There have been no further amendments to the Scheme trust deed since the date of the Scheme's last annual report. A copy of the trust deed is available on request.

INDEPENDENT AUDITOR'S REPORT

To the readers of Pension National Scheme's Summary Financial Statements for the year ended 31 March 2022.

The Auditor-General is the auditor of Pension National Scheme (the Scheme). The Auditor-General has appointed me, Silvio Bruinsma, using the staff and resources of Deloitte Limited, to carry out the audit of the summary financial statements of the Scheme on his behalf.

OPINION

The summary financial statements of the Scheme that comprise the summary statement of changes in net assets as at 31 March 2022, the summary statement of net assets and the summary statement of cash flows for the year ended on that date, and related notes, are derived from the full financial statements for the year ended 31 March 2022 that we have audited.

In our opinion, the summary financial statements are consistent, in all material respects, with the full financial statements for the year ended 31 March 2022, in accordance with FRS-43: Summary Financial Statements issued by the New Zealand Accounting Standards Board.

SUMMARY FINANCIAL STATEMENTS

The summary financial statements do not contain all the disclosures required by generally accepted accounting practice in New Zealand. Reading the summary financial statements and the auditor's report thereon, therefore, is not a substitute for reading the full financial statements and the auditor's report thereon.

The summary financial statements do not reflect the effects of events that occurred subsequent to the date of our auditor's report on the full financial statements.

THE FULL FINANCIAL STATEMENTS AND OUR AUDIT REPORT THEREON

We expressed an unmodified audit opinion on the full financial statements for the year ended 31 March 2022 in our auditor's report dated 28 June 2022.

BOARD OF TRUSTEES' RESPONSIBILITY FOR THE SUMMARY FINANCIAL STATEMENTS

The Board of Trustees is responsible on behalf of the Scheme for the preparation of the summary financial statements in accordance with FRS-43: Summary Financial Statements.

AUDITOR'S RESPONSIBILITY

Our responsibility is to express an opinion on whether the summary financial statements are consistent, in all material respects, with the full audited financial statements of the Scheme, based on our procedures, which were carried out in accordance with the Auditor-General's Auditing Standards, which incorporate the Professional and Ethical Standards and the International Standards on Auditing (New Zealand) issued by the New Zealand Auditing and Assurance Standards Board.

We did not evaluate the security and controls over the electronic publication of the summary financial statements.

Other than in our capacity as auditor, we have no relationship with, or interests in the Scheme.

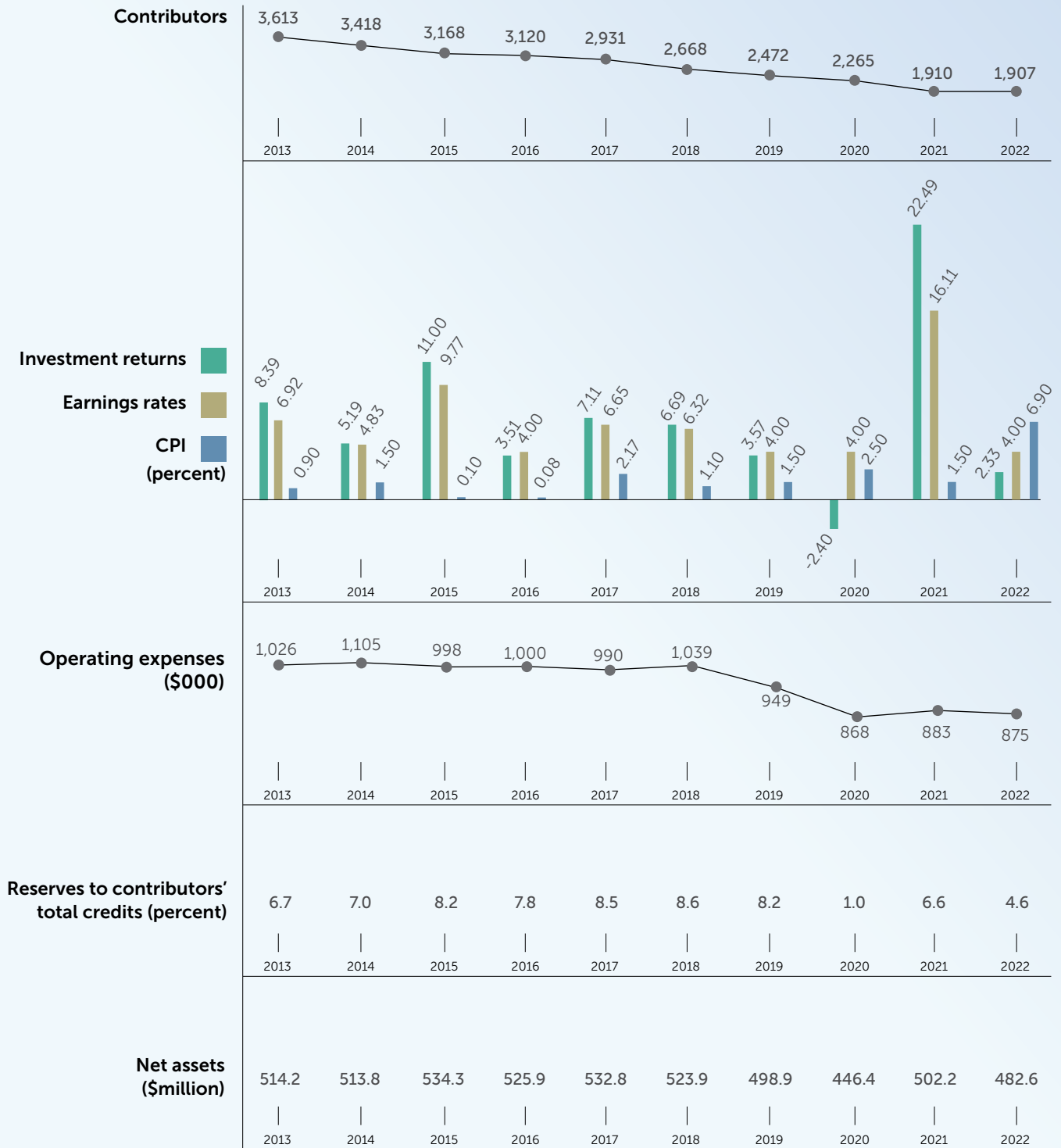


Silvio Bruinsma
for Deloitte Limited
On behalf of the Auditor-General
Wellington, New Zealand

28 June 2022

Pension National Scheme

10 year comparison



Pension National Scheme

Directory as at 28 June 2022

TRUSTEE

Board of Trustees of the National Provident Fund

BOARD MEMBERS

Edward Schuck PhD, MBA – Board Chair (appointed 2015 and Chair from 1 September 2017)

Louise Edwards (appointed 1 July 2019)

Daniel Mussett (appointed 2016)

Sarah Park (appointed 1 February 2020)

Wayne Stechman (appointed 2012; retired 30 June 2021)

Graham Ansell (appointed 12 July 2021)

Stephen Ward – Deputy Chair (appointed 2016 and Deputy Chair from 1 February 2020)

Further information on the Board members is provided on our website – www.npf.co.nz.

MANAGEMENT

Simon Tyler

Chief Executive

Philippa Drury

General Manager – Schemes

Fiona Morgan

Chief Financial Officer

Paul Bevin

General Manager – Investments

Hadyn Hunt

Chief Risk Officer

DATAKOM

ADMINISTRATION

Datacom Connect Limited is the administrator of the NPF Schemes.

CONTACT DETAILS

You are welcome to contact Datacom if you have any specific questions about the information in this package, if you would like to receive a free copy of the full financial statements in the mail, to purchase a copy of the trust deed (\$10) or the actuarial valuation (\$10), or to enquire about your Scheme membership in general.

Please quote your identity number when contacting Datacom.

Free phone: 0800 628 776 between 8.30 am and 5.00 pm, Monday to Friday.

Phone: (04) 381 0600

Post to:

The Manager
National Provident Fund Administration
Datacom Connect Limited

P O Box 1036
WELLINGTON 6140

Email: npfenquiries@datacom.co.nz

If you would like to know more about NPF in general, or if you would like to view or download a copy of the Scheme's full financial statements rather than receive a copy in the mail, please visit our website – www.npf.co.nz.

You may contact the Board by writing to:

The Chief Executive
Board of Trustees of the National Provident Fund
Level 12, The Todd Building
95 Customhouse Quay
WELLINGTON 6011

Auditor: Silvio Bruinsma, Deloitte Limited, on behalf of the Auditor-General

Actuary: Christine D Ormrod, PricewaterhouseCoopers Consulting (New Zealand) LP

Bank: Bank of New Zealand Limited

Custodian: JPMorgan Chase Bank, N.A.

Solicitor: DLA Piper New Zealand

There were no changes to the Actuary, Bank, Custodian or Solicitor during the year.